

KERICHO COUNTY

To understand voter preferences in Kericho County, Mizani Africa conducted an Opinion Survey between 5th Jan, 2022 to 12th Jan, 2022 across 6 Constituences.



METHODOLOGY

Duration 5th January 2022 - 12th January 2022z

Sample Size 1,500 Kericho County

Sampling Random Sampling distributed proportionate to population size across 6 constituencies in Kericho County

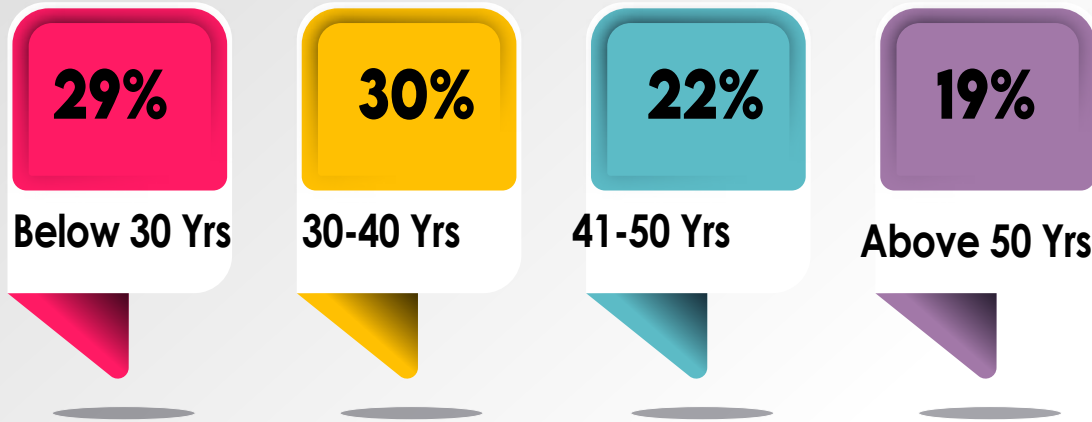
Population Kericho County adults of 18 years & above living in rural & urban areas.

Data Collection Face-face interviews at the household level

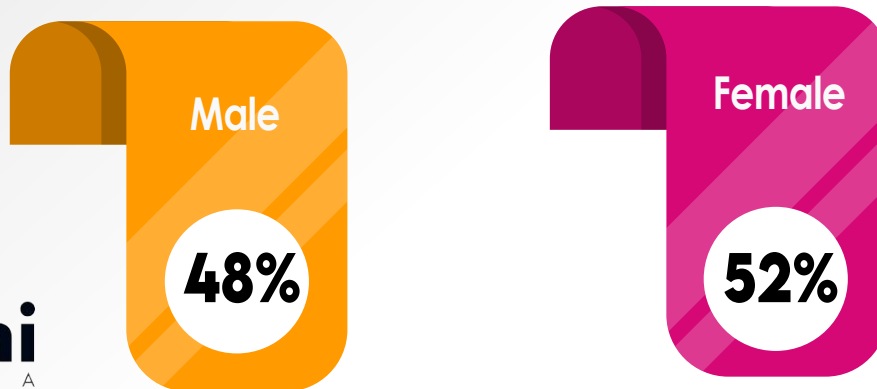
**Margin of Error/
Confidence Level** +/- 3 with a confidence level of 95%

DEMOGRAPHIC SPLIT

Age



Gender



GUBERNATORIAL RACE

Comparative Analysis of Possible Aspirants

Voters were asked whom they would vote for as their Governor if the election were held today.



CHARLES KETER

01

36.5%



Dr. ERICK MUTAI

02

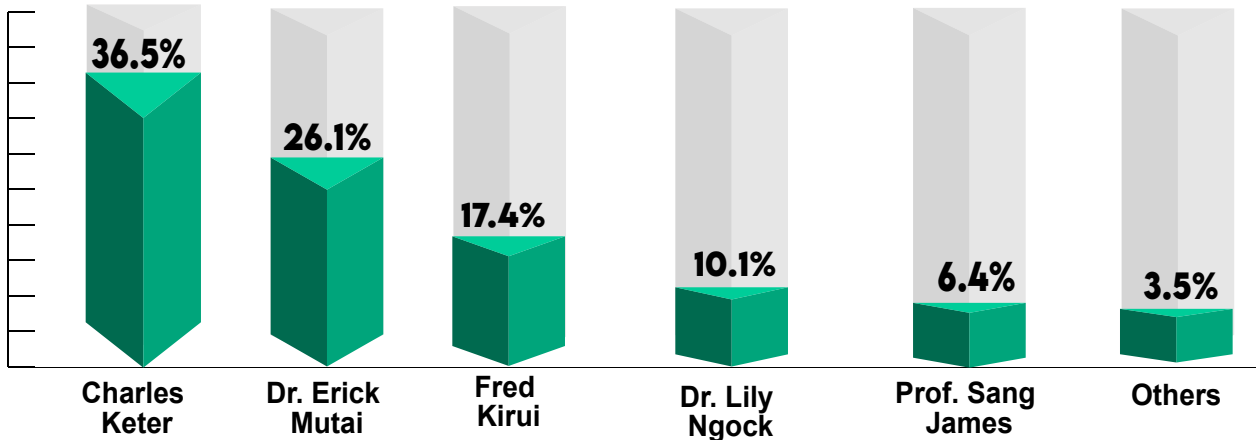
26.1%



FRED KIRUI

03

17.4%



SENATORIAL RACE

Comparative Analysis of Possible Aspirants

Voters were asked whom they would vote for as their Senator if the election were held today.



AARON CHERUIYOT

01

40.2%



PAUL TARIMBO

02

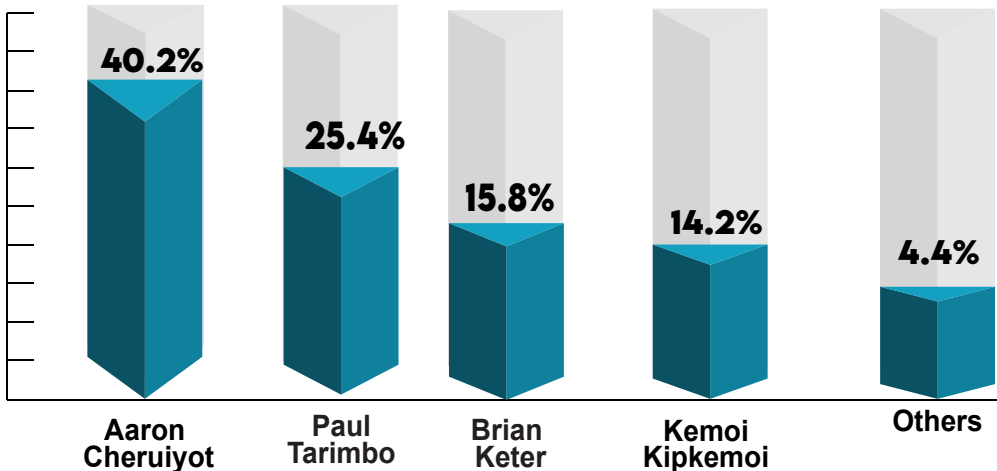
25.4%



BRIAN KETER

03

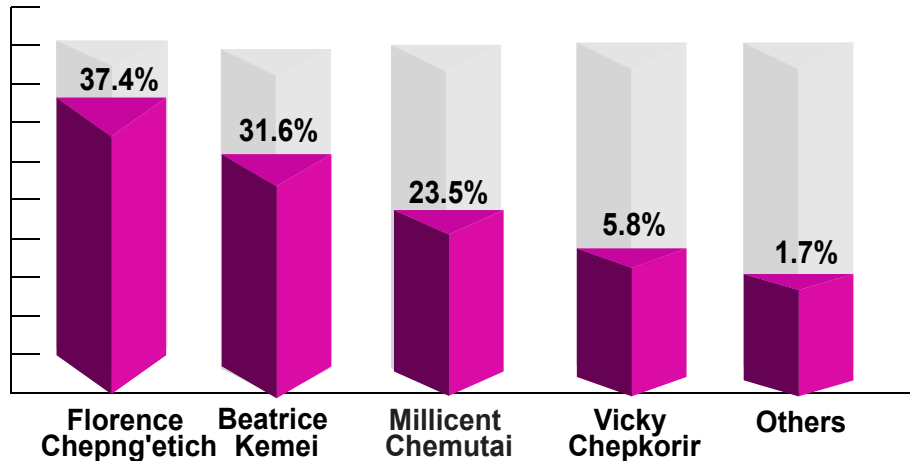
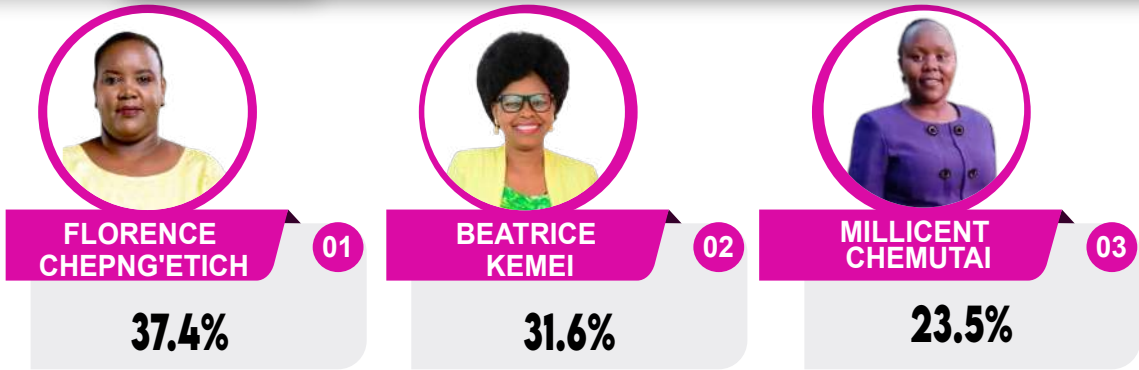
15.8%



WOMEN REP. RACE

Comparative Analysis of Possible Aspirants

Voters were asked whom they would vote for as their Women Rep. if the election were held today.



PARLIAMENTARIAN RACE

Comparative Analysis of Possible Aspirants

Voters were asked whom they would vote for as their Member of Parliament if the election were held today.

AINAMOI CONSTITUENCY



39.2% BENJAMIN LANGAT

2.7% CONRAD KOSITANY

31.4% SYLVANUS MARITIM

2.0% MARK KORIR

15.3% DAVID KIKWAI

4.1% OTHERS

5.3% ROBERT SIELE

PARLIAMENTARIAN RACE

Comparative Analysis of Possible Aspirants

Voters were asked whom they would vote for as their Member of Parliament if the election were held today.

BELGUT CONSTITUENCY



39.1% NELSON KOECH SONKO

5.1% NIXON SIGEY

27.8% JOSPHAT KIPLANGAT

2.6% DENNIS KIBET

12.8% IAN KIPCHIRCHIR

2.4% OTHERS

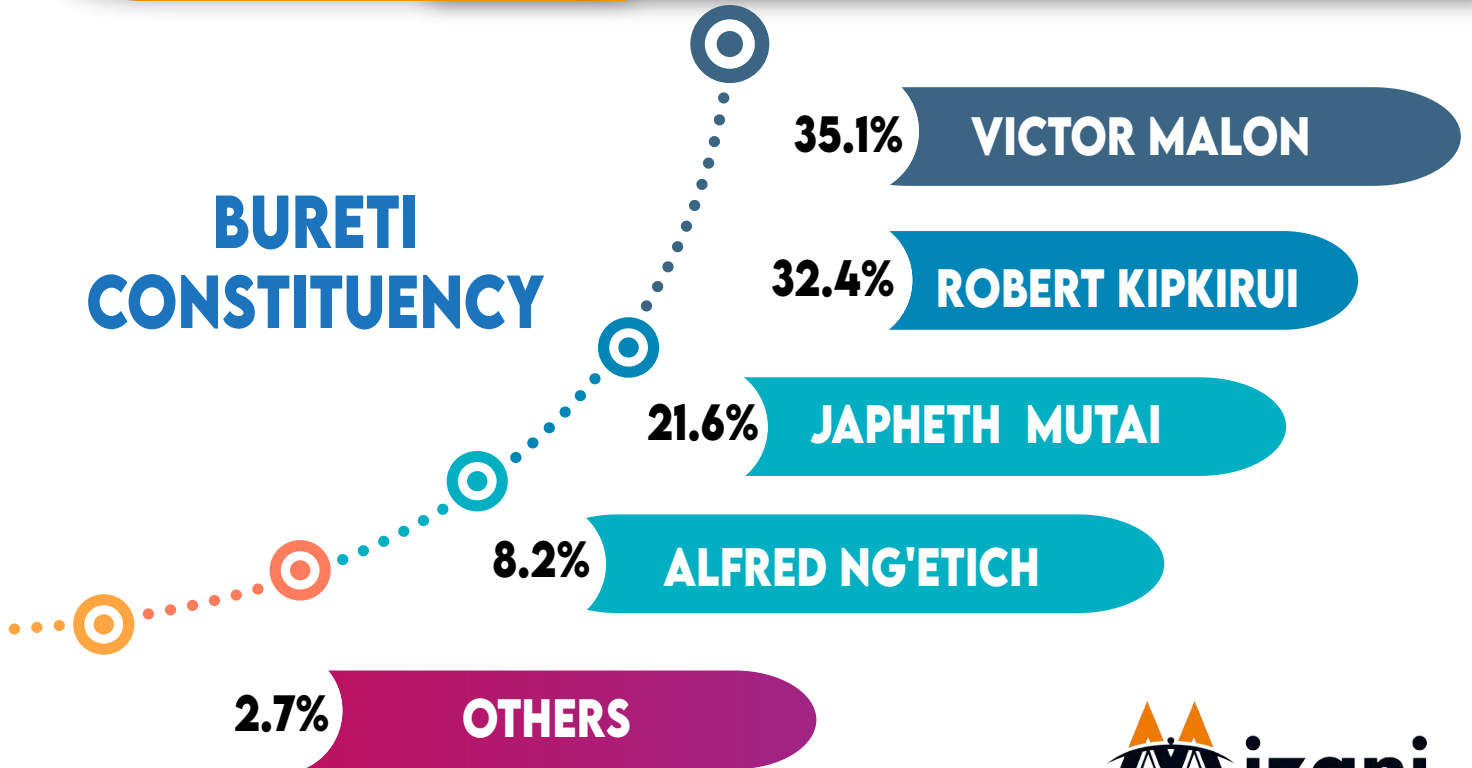
10.2% BEATRICE TAPLELEI

PARLIAMENTARIAN RACE

Comparative Analysis of Possible Aspirants

Voters were asked whom they would vote for as their Member of Parliament if the election were held today.

BURETI CONSTITUENCY



PARLIAMENTARIAN RACE

Comparative Analysis of Possible Aspirants

Voters were asked whom they would vote for as their Member of Parliament if the election were held today.

KIPKELION EAST CONSTITUENCY



38.0%

PATRICK MUTAI

5.6%

JOSEPH CHEROROT

29.6%

JOSEPH LIMO

2.8%

OTHERS

14.7%

VINCENT KORIR

9.3%

ISAAC NG'ENO

PARLIAMENTARIAN RACE

Comparative Analysis of Possible Aspirants

Voters were asked whom they would vote for as their Member of Parliament if the election were held today.

SINGOWET CONSTITUENCY



35.8% BERNARD KOROS

9.4% WILLY CHEPKUTTO

21.6% ENOCK TOO

3.4% JUSTICE KIMEI

16.4% PETER KORIR

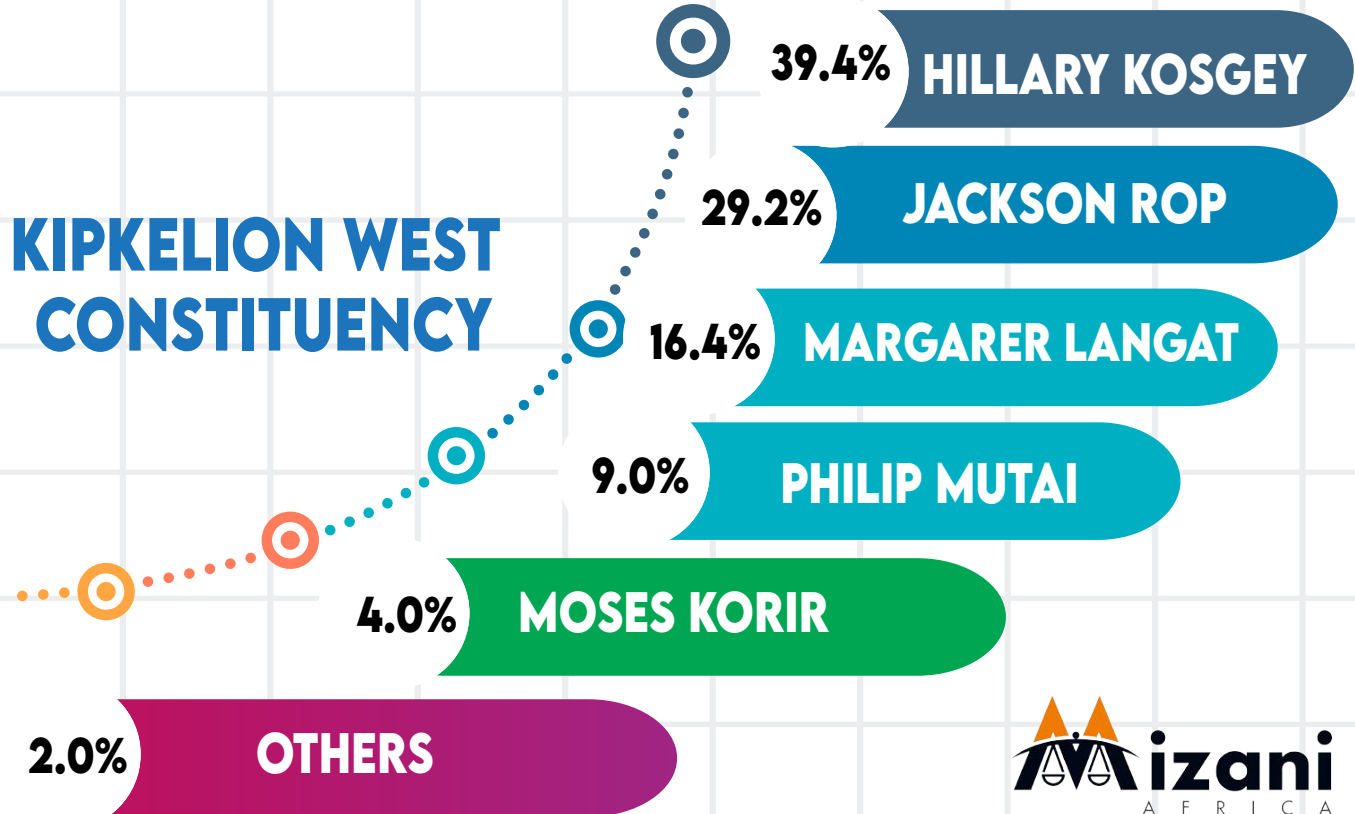
2.1% OTHERS

11.3% WALTER NG'ENO

PARLIAMENTARIAN RACE

Comparative Analysis of Possible Aspirants

Voters were asked whom they would vote for as their Member of Parliament if the election were held today.



PRESIDENTIAL RACE

Comparative Analysis of Possible Aspirants


Voters were asked whom they would vote for as their President if the election were held today.



WILLIAM RUTO

01

85.3%



RAILA ODINGA

02

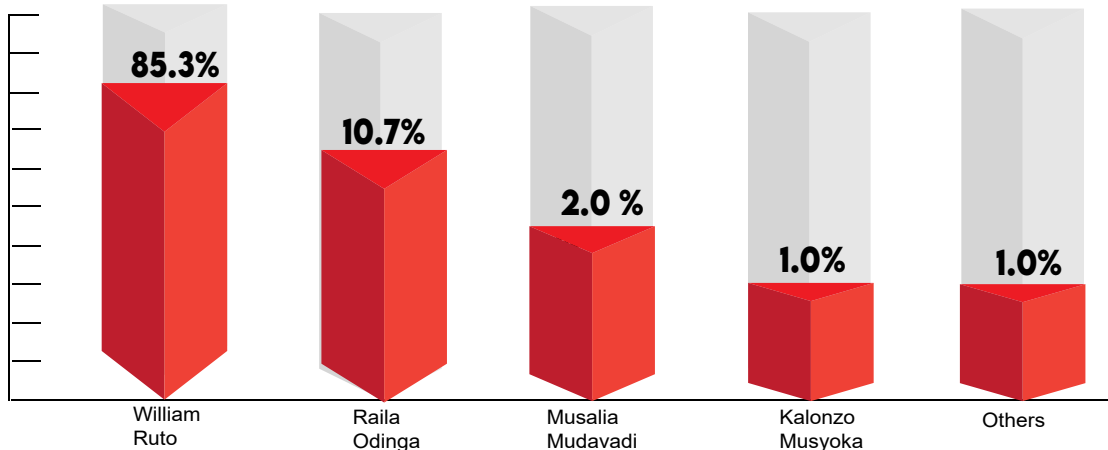
10.7%



MUSALIA MUDAVADI

03

2.0%



POLITICAL PARTY

Voters were asked which would be their most Preferred Political Party if the election were held today.

